





DOORS & WINDOWS



STEEL SECURITY STORM DOORS

Welcome Home

10

Steps to the Industry's Finest Steel Security Door

1



We begin with furniture grade 16 gauge hot rolled steel and cut to precision lengths for assembly.

2



The steel is then skillfully punched, drilled, rolled and twisted to create intricate and unique designs.

3



All mitered corners and each steel joint is welded at over 1000 degrees to form a solid piece of steel for structural integrity.

4



After welding, grinders hand smooth each weld with three different types of abrasives until the joints are silvery smooth.

5



Each door then enters a five stage wash system to degrease, rinse, phosphate and seal prior to powder coating.

6



Every door is then applied with an electric ground to hold the polyester powder coating until it reaches the oven.

7



In the oven, all doors are heated to 425 degrees for a period of twenty minutes to fuse the powder with the metal surface.

8



In final assembly, the doors are outfitted with custom hardware, glass, screens and frames, then inspected for quality assurance.

9



When doors have passed final inspection they are cartoned, wrapped and loaded onto the HGI fleet for delivery.

10




The final step: Enjoy the beauty, craftsmanship and security of the industry's finest, steel security door!

Standard Quality Features

Heavy-Duty 2" Steel Frame

Heavy gauge all welded door frame construction with lifetime warranty.



Superior Hinge Design

Three 7" forged steel hinges with non-removable screws

Polyester


Powder-Coated Finish

Outperforms standard ornamental door liquid paint in weathering, resistance to fading, cracking, chipping and corrosion. Available in 11 designer colors and 4 textured color options.



Heavy-Duty Pneumatic Closer*

Adjustable door closing speed. Chain with shock absorber prevents damage from strong winds.



Hinge-Side Vault Pins

Vault pins behind top and bottom hinges provide additional security.

Heavy Gauge Metal


Z bar frame with plush pile weather stripping provides maximum protection from drafts, dirt and noise.

Tempered Safety Glass

Weather-stripped panels with tempered glass are easily replaced with standard top screen and optional bottom screen.


Solid Brass Strike Plate

With integrated steel dust box is factory mounted for additional strength and security.



Heavy-Duty Mortise Lock

Deadbolt has full 1" throw. Available in polished brass, antique brass and brushed chrome.



Double Weather-Stripped

Adjustable bottom expander with integrated wool pile sweep.



LIFETIME LIMITED WARRANTY

Guaranteed for as long as you own your home, the master frame of the door shall be free from defects in material and workmanship for as long as the purchaser owns the door. The powdercoat finish shall be free from fading, peeling, cracking, or blistering for a period of one year, from the date of the original purchase.

(See complete warranty for full details)

*Pneumatic Closers available in black or white only.

The Classic Series



A-1/Sentinel



A-0
Plain Bar



A-1
Sentinel



A-2/Sentry




A-2
Sentry



A-21
Camille



502/Elegante



A-3
Southern Oak



502
Elegante

The Classic Series



H-9 Solar View (Twisted)



M-07
Geometric




F-48 Protector

Protector pictured with optional sidelites.



504
Mediterranean



C-8
Grand Oak



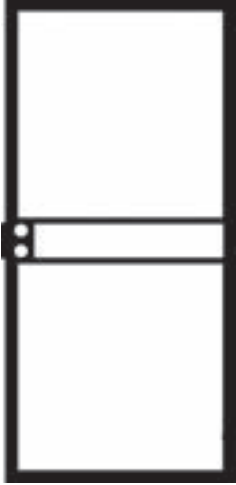
F-4
Night Watch



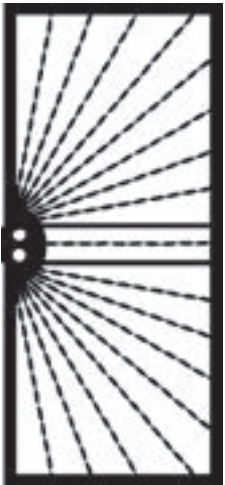
F-48
Protector



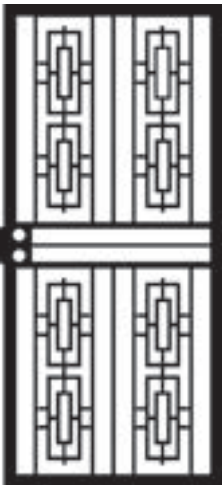
CMRO



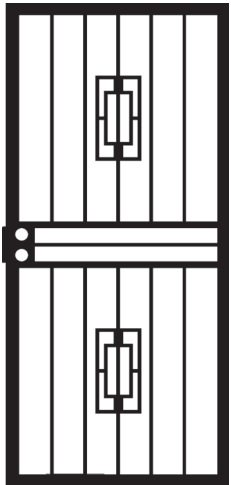
H-4
Season All



H-9
Solar View*



M-07
Geometric



M-08
Avante

*Diagonal "rays" on the H9 Solar View are twisted flat.

The Classic Series



551 Madrid



529
Bella Vista



513
Mardi Gras



544
Spaniard



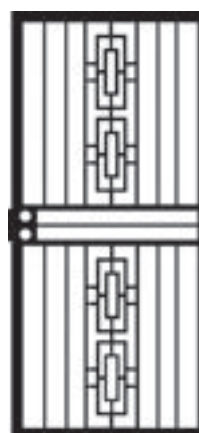
545
Butterfly



559 Philadelphian



551
Madrid



555
Comet




559
Philadelphian



529 Bella Vista



561
Ambassador




573
Windowpane



574
Sunburst*

*Diagonal "rays" on the 574 Sunburst are wisted flat.

The Clear-View Series




V-0
All View


Clear-View doors are a great way to maximize your view and still retain the strength and security of a 16 gauge steel door. Choose an option that adds architectural charm to your home, or choose a V-0 for the absolute maximum amount of glass you can receive in any storm door.




V-0 All View



590
Country View



V-1
Scenic View



V-1 Scenic View

Scenic View pictured with optional sidelites.



590 Country View

Specialized & Custom Doors



H-6/Avon Roundtop



545 Butterfly



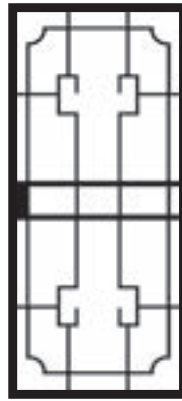
559 Philadelphian Roundtop

HGI is the industry leader in specialized doors, including roundtops, archtops, odd sizes and custom doors.

The Laser Art Series



H-20
New Yorker



H-10
Eastern Flair




G-10
Park Avenue



NDF*
Fireburst
(Available in 36x80 only)




NDP*
Phoenix
(Available in 36x80)



H-6
Avon



604
Carrington



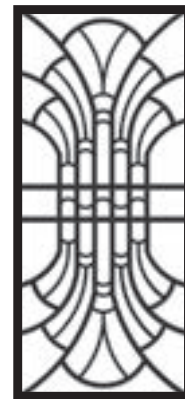
608
Amethyst



607*
Emerald




615*
Majesty



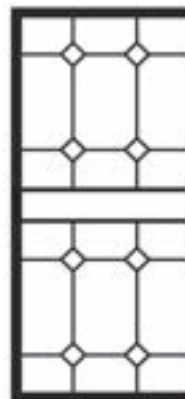
616
Duchess



629*
Abbington



664
Deco



695
Diamond Cluster

Optional Hardware

SUPER SECURITY KNOB SET



#1A Polished Brass



#1B Antique Brass



#1C Satin Chrome

The lock is the heart of a security storm door. HGI locksets are all metal construction with exposed solid brass components. All locks are standard with a double-cylinder deadbolt with full 1" throw for maximum security. All HGI locks are available with an optional single cylinder deadbolt.

SUPER SECURITY LEVER SET



#2A Polished Brass



#2B Antique Brass



#2C Satin Chrome

#1 Heavy-Duty Mortise Deadbolt Lock

Key unlocks both deadbolt and exterior knob latch with panic-proof interior knob. Molded one-piece heavy gauge steel latch guard prevents outside tampering.

#2 Lever-Style Mortise Deadbolt Lock

A more elegant version of the heavy-duty mortise deadbolt lock. Features a decorative lever handle and escutcheon plate on both sides of the lock.

#3 Deluxe Slimline Deadbolt Lock

Solid brass lever handle and escutcheon plate on both sides of the lock. Heavy gauge steel latch guard prevents outside tampering. Available on all door styles. Standard on all Full View door styles.

SLIMLINE LEVER SET



#3A Polished Brass



#3B Antique Brass



#3C Satin Chrome

UNIVERSAL KNOB SET



#5A Polished Brass



#5B Antique Brass



#5C Satin Chrome

#5 Universal Deadbolt Lock


Includes 5-pin tumbler cylinder. Molded one-piece heavy gauge steel latch guard prevents outside tampering.



Security Door Color Options

A beautiful, durable Powder Cat finish is standard on all Home Guard Steel Security Doors.

Powdercoat is the ultimate metal coating. All doors are pre-treated in a five stage wash system and then top-coated with a high-quality, baked-on, TGIC polyester powdercoat finish, much like the one on your automobile. Choose the color that fits your home and style.



Note: Color samples will vary from the actual finishes due to the limitations of the printing process. See your sales representative for an actual sample of painted finishes.



Flush bolts are standard on double and patio doors to secure the top and bottom of the inactive door.



A cutaway view of a Laser Series door panel shows our 16 gauge steel tube frame welded to 11 gauge laser-cut steel decorative panel for a lifetime of security and beauty.

Security Door Options & Enhancements



Hardware to match
your Entry Door



Specialty Locks
& Finishes

Optional Mailslot or Magazine Slot

All 500 Series and Classic door styles with center panel can be ordered with an optional mailslot or larger style magazine slot. Available in polished brass, antique brass, oil rubbed bronze and brushed chrome.



Polished Brass Mailslot



Polished Brass Magazine Slot

*Mail and Magazine Slots available
with outside flaps only.*



Double Door
Systems



Beautiful Sidelites

Home Guard Security Collar

*HGI's Steel Security Storm Door
Collar provides unparalleled
security by preventing
access to the deadbolt.*



- Attaches under deadbolt
- No additional assembly required
- Fits all residential deadbolts
- Closes against entry door to prevent the operation of deadbolt
- Great for multi-family
- Fire code compliant
- Allow egress without key



OLD WORLD CRAFTSMANSHIP MEETS MODERN TECHNOLOGY

HOME GUARD Industries' modern, 170,000 sq. ft. manufacturing facility is located on 22 acres right in the heart of the small community of Grabill, Indiana. Grabill is a quaint town of 900 residents, supported by antique and custom cabinet shops. The surrounding area has been farmed by generations of Amish families, well known for their detail and craftsmanship. The Grabill location provides HOME GUARD with the perfect atmosphere to produce custom window and door products with uncompromising efficiency, speed and quality.



STEEL ENTRY SYSTEMS



REPLACEMENT WINDOWS



FIBERGLASS ENTRY SYSTEMS



ALUMI-WELD STORM DOORS

www.tiltinwindowsdoorsandmore.com



DOORS & WINDOWS
(414) 874-0383

