



STEEL SECURITY STORM DOORS



Welcome Home

10 Steps to the Industry's Finest Steel Security Door

1



We begin with furniture grade 16 gauge hot rolled steel and cut to precision lengths for assembly.

2



The steel is then skillfully punched, drilled, rolled and twisted to create intricate and unique designs.

3



All mitered corners and each steel joint is welded at over 1000 degrees to form a solid piece of steel for structural integrity.

4



After welding, grinders hand smooth each weld with three different types of abrasives until the joints are silvery smooth.

5



Each door then enters a five stage wash system to degrease, rinse, phosphate and seal prior to powder coating.

6



Every door is then applied with an electric ground to hold the polyester powder coating until it reaches the oven.

7



In the oven, all doors are heated to 425 degrees for a period of twenty minutes to fuse the powder with the metal surface.

8



In final assembly, the doors are outfitted with custom hardware, glass, screens and frames, then inspected for quality assurance.

9



When doors have passed final inspection they are cartoned, wrapped and loaded onto the HGI fleet for delivery.

10



The final step: Enjoy the beauty, craftsmanship and security of the industry's finest, steel security door!

Standard Quality Features

Heavy-Duty 2" Steel Frame

Heavy gauge all welded door frame construction with lifetime warranty.



Superior Hinge Design

Three 7" forged steel hinges with non-removable screws



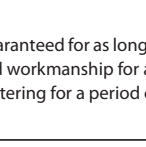
Polyester Powder-Coated Finish

Outperforms standard ornamental door liquid paint in weathering, resistance to fading, cracking, chipping and corrosion. Available in 11 designer colors.



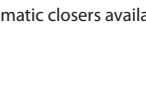
Heavy-Duty Pneumatic Closer*

Adjustable door closing speed. Chain with shock absorber prevents damage from strong winds.



Hinge-Side Vault Pins

Vault pins behind top and bottom hinges provide additional security.



Heavy Gauge Metal


Z bar frame with plush pile weather stripping provides maximum protection from drafts, dirt and noise.

Tempered Safety Glass

Weather-stripped panels with tempered glass are easily replaced with standard top screen and optional bottom screen.

Solid Brass Strike Plate

With integrated steel dust box is factory mounted for additional strength and security.



Heavy-Duty Mortise Lock

Deadbolt has full 1" throw. Available in polished brass, antique brass and brushed chrome.



Double Weather-Stripped

Adjustable bottom expander with integrated wool pile sweep.

LIFETIME LIMITED WARRANTY

Guaranteed for as long as you own your home, the master frame of the door shall be free from defects in material and workmanship for a period of six years. The powdercoat finish shall be free from fading, peeling, cracking, or blistering for a period of one year, from the date of the original purchase.


(See complete warranty for full details)

*Pneumatic closers available in black or white only.


The Classic Series



A-1/Sentinel



A-0
Plain Bar




A-1
Sentinel



A-2/Sentry




A-2
Sentry



A-21
Camille



502/Elegante

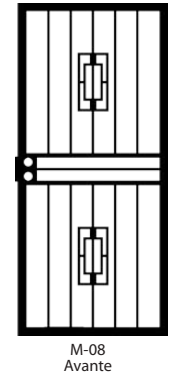
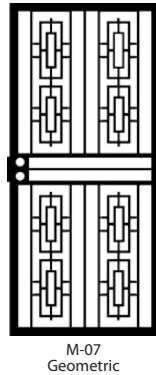
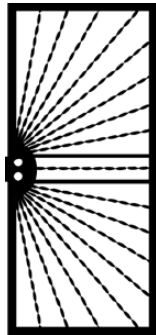
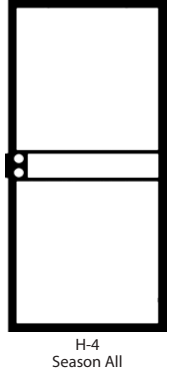



A-3
Southern Oak



502
Elegante

The Classic Series



*Diagonal "rays" on the H9 Solar View are twisted flat.

Protector pictured with optional sidelites.


The Classic Series



551 Madrid



529
Bella Vista




513
Mardi Gras



559 Philadelphia



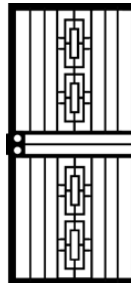
544
Spaniard



545
Butterfly



551
Madrid



555
Comet



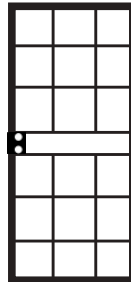
559
Philadelphia



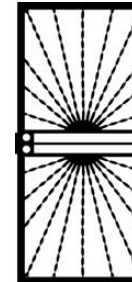
529 Bella Vista



561
Ambassador



573
Windowpane




574
Sunburst*

* Diagonal "Trays" on the 574 Sunburst are twisted flat.

The Clear-View Series


Clear-View doors are a great way to maximize your view and still retain the strength and security of a 16 gauge steel door. Choose an option that adds architectural charm to your home, or choose a V-0 for the absolute maximum amount of glass you can receive in any storm door.



V-0
All View



590
Country View



V-1
Scenic View



V-0 All View



V-1 Scenic View

Scenic View pictured with optional sidelites.



590 Country View

Specialized & Custom Doors



H-6/Avon Roundtop



545 Butterfly



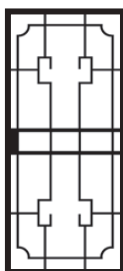
559 Philadelphia Roundtop

HGI is the industry leader in specialized doors, including roundtops, archtops, odd sizes and custom doors.

The Laser Art Series



H-20
New Yorker



H-10
Eastern Flair



G-10
Park Avenue



604
Carrington



608
Amethyst




607*
Emerald



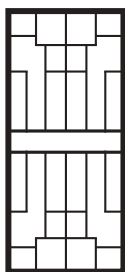
629*
Abbington



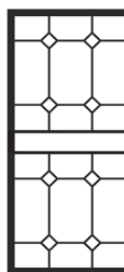
615*
Majesty



616
Duchess



664
Deco



695
Diamond Cluster

Optional Hardware

The lock is the heart of a security storm door. HGI locksets are all metal construction with exposed solid brass components. All locks are standard with a double-cylinder deadbolt with full 1" throw for maximum security. All HGI locks are available with an optional single cylinder deadbolt.


SUPER SECURITY KNOB SET



#1A Polished Brass



#1B Antique Brass



#1C Satin Chrome


#1 Heavy-Duty Mortise Deadbolt Lock

Key unlocks both deadbolt and exterior knob latch with panic-proof interior knob. Molded one-piece heavy gauge steel latch guard prevents outside tampering.

SUPER SECURITY LEVER SET



#2A Polished Brass



#2B Antique Brass



#2C Satin Chrome

#2 Lever-Style Mortise Deadbolt Lock

A more elegant version of the heavy-duty mortise deadbolt lock. Features a decorative lever handle and escutcheon plate on both sides of the lock.

SLIMLINE LEVER SET



#3A Polished Brass



#3B Antique Brass



#3C Satin Chrome

#3 Deluxe Slimline Deadbolt Lock

Solid brass lever handle and escutcheon plate on both sides of the lock. Heavy gauge steel latch guard prevents outside tampering. Available on all door styles. Standard on all Full View door styles.


UNIVERSAL KNOB SET



#5A Polished Brass



#5B Antique Brass



#5C Satin Chrome

#5 Universal Deadbolt Lock

Includes 5-pin tumbler cylinder. Molded one-piece heavy gauge steel latch guard prevents outside tampering.


Security Door Color Options

All HGI storm doors and components are coated using a high temperature baked on electrostatically applied powder coat. Powder coating is the most advanced exterior coating available with a finish many times harder and more scratch resistant than conventional wet paint. HGI is one of very few manufacturers that provide this more expensive and more durable coating.



The HGI exclusive color match system ensures that your powder-coated storm door will match HGI entry doors, vinyl windows and sliding patio doors.

Note: Color samples will vary from the actual finishes due to the limitations of the printing process. See your HGI sales representative for an actual sample of painted finishes.



Flush bolts are standard on double and patio doors to secure the top and bottom of the inactive door.



A cutaway view of a Laser Series door panel shows our 16 gauge steel tube frame welded to 11 gauge laser cut steel decorative panel for a lifetime of security and beauty.

Security Door Options & Enhancements



Hardware to match your Entry Door



Specialty Locks & Finishes

Optional Mailslot or Magazine Slot

All 500 Series and Classic door styles with center panel can be ordered with an optional mailslot or larger style magazine slot. Available in polished brass, antique brass, oil rubbed bronze and brushed chrome.



Polished Brass Mailslot



Polished Brass Magazine Slot

Mail and Magazine Slots available with outside flaps only.



Double Door Systems



Beautiful Sidelites

Home Guard Security Collar

HGI's Steel Security Storm Door Collar provides unparalleled security by preventing access to the deadbolt.



- Attaches under deadbolt
- No additional assembly required
- Fits all residential deadbolts
- Closes against entry door to prevent the operation of deadbolt
- Great for multi-family
- Fire code compliant
- Allow egress without key





OLD WORLD CRAFTSMANSHIP MEETS MODERN TECHNOLOGY

HOME GUARD Industries' modern, 170,000 sq. ft. manufacturing facility is located on 22 acres right in the heart of the small community of Grabill, Indiana. Grabill is a quaint town of 900 residents, supported by antique and custom cabinet shops. The surrounding area has been farmed by generations of Amish families, well known for their detail and craftsmanship. The Grabill location provides HOME GUARD with the perfect atmosphere to produce custom window and door products with uncompromising efficiency, speed and quality.

More High Quality Products from
HOME GUARD Industries, Inc.



STEEL ENTRY SYSTEMS



REPLACEMENT WINDOWS



FIBERGLASS ENTRY SYSTEMS



ALUMINUM STORM DOORS

www.homeguardindustries.com



DOORS & WINDOWS

(800) 525-1885

